



Ministry of Education
and Higher Education

Primary Results for Palestinian Students in PISA 2022

The PISA logo, consisting of the letters 'PISA' in a stylized, multi-colored font. The 'P' is blue, the 'I' is orange, the 'S' is green, and the 'A' is red.

This leaflet illustrates the primary results of the PISA 2022 for Palestinian students, benchmarking their overall performance levels in reading, mathematics, and science in comparison with other students from Arab countries participated in the study, and with the highest and lowest-performing countries globally. Additionally, the results include average scores categorized by various national strata, such as supervising authorities (public, private), regions (West Bank and Gaza), and school genders (Male, Female, and Co-ed)

Notes

- Students' achievements are evaluated on a 0 to 1000-point scale utilizing Item Response Theory (IRT) methodologies.
- The focus of the 2022 PISA cycle was on assessing mathematical abilities.
- For detailed results, please visit: <https://www.oecd.org/pisa/>
- Palestine Participated in PISA 2022 for the first time, with a national sample of 7905 students from 273 Palestinian schools.

PISA 2022 National Sample:

The following table illustrates certain details regarding PISA 2022 national sample:

Geographical area (Location)	
West Bank	63%
Gaza Strip	37%

Supervising Authority	
Public Schools	95%
Private schools	5%

School Gender	
Boys Schools	40%
Girls Schools	52%
Coed Schools	8%

Primary Results

1 - General Achievement Levels

Countries were ranked according to their mean scores, without considering the statistical significance in the differences.

Mean score in Mathematics



Country	Mean score	Rank
Singapore <small>highest-performing country</small>	575	1
United Arab Emirates	431	43
Qatar	414	51
Saudi Arabia	389	61
Palestine	366	69
Morocco	365	71
Jordan	361	73
Cambodia <small>Lowest-performing country</small>	336	81

**Average performance
of all participating countries: 438**

Mean score in Reading



Country	Mean score	Rank
Singapore <small>highest-performing country</small>	543	1
Qatar	419	47
United Arab Emirates	417	48
Saudi Arabia	383	62
Palestine	349	75
Jordan	342	78
Morocco	339	79
Cambodia <small>Lowest-performing country</small>	329	81

**Average performance
of all participating countries: 436**

Mean score in Science



Country	Mean score	Rank
Singapore <small>highest-performing country</small>	561	1
Qatar	432	46
United Arab Emirates	432	46
Saudi Arabia	390	64
Jordan	375	71
Palestine	369	74
Morocco	365	76
Cambodia <small>Lowest-performing country</small>	347	81

**Average performance
of all participating countries: 447**

2 - Percentages of Students at International Proficiency Levels

In mathematics



In reading



In science



International Proficiency Level	Palestine (%)	All countries (%)
Below level 1 (Below 358 score points)	48	24
Level 1 (From 358 to less than 420 score points)	32	23
Level 2 (From 420 to less than 482 score points)	15	21
Level 3 (From 482to less than 544 score points)	4	16
Level 4 (From 545 to less than 607)	1	10
Level 5 (From 607 to less than 669)	0	5
Level 6 (Above 669 score points)	0	2

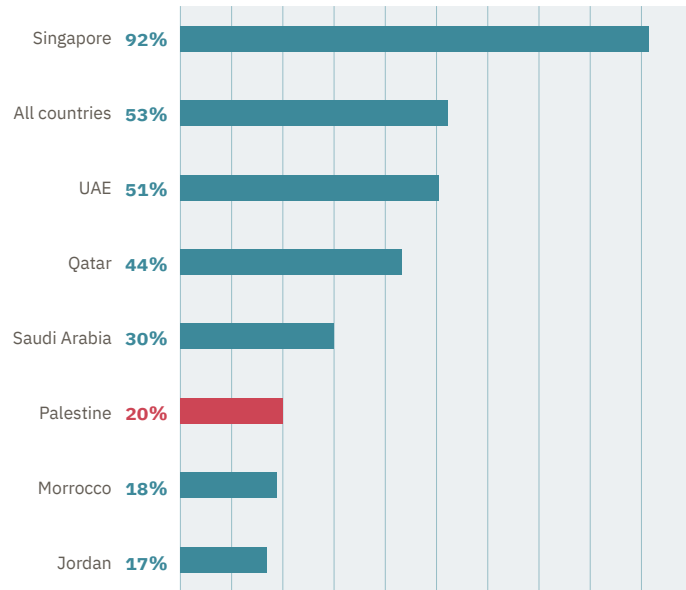
International Proficiency Level	Palestine (%)	All countries (%)
Below level 1 (Below 335 score points)	43	20
Level 1 (From 335 to less than 407 score points)	34	22
Level 2 (From 407 to less than 480 score points)	19	23
Level 3 (From 480 to less than 553 score points)	4	19
Level 4 (From 553 to less than 626 score points)	0	11
Level 5 (From 626 to less than 698 score points)	0	4
Level 6 (Above 698 score points)	0	1

International Proficiency Level	Palestine (%)	All countries (%)
Below level 1 (Below 335 score points)	33	15
Level 1 (From 335 to less than 410 score points)	39	24
Level 2 (From 410 to less than 484 score points)	21	25
Level 3 (From 484 to less than 559 score points)	6	20
Level 4 (From 559 to less than 633score points)	1	11
Level 5 (From 633 to less than 708 score points)	0	4
Level 6 (Above 708 score points)	0	1

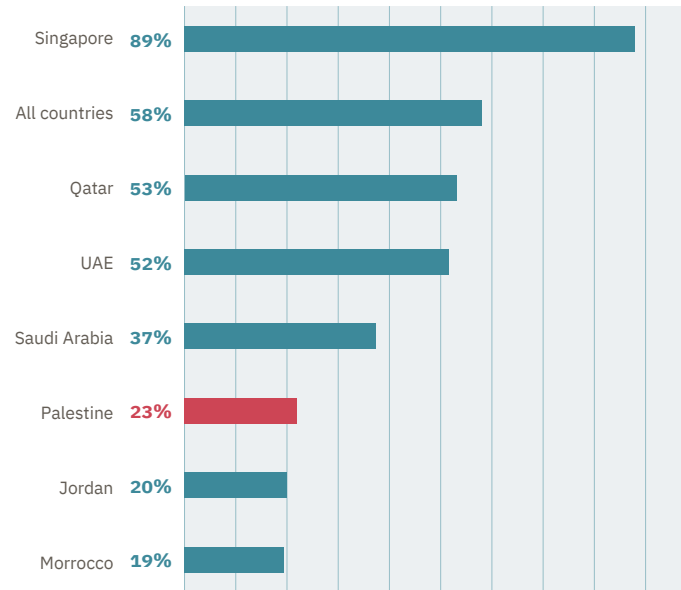
3 - Percentage of Students at Basic Proficiency Level

The basic proficiency level is the percentage of students who achieved levels 2,3,4,5 and 6

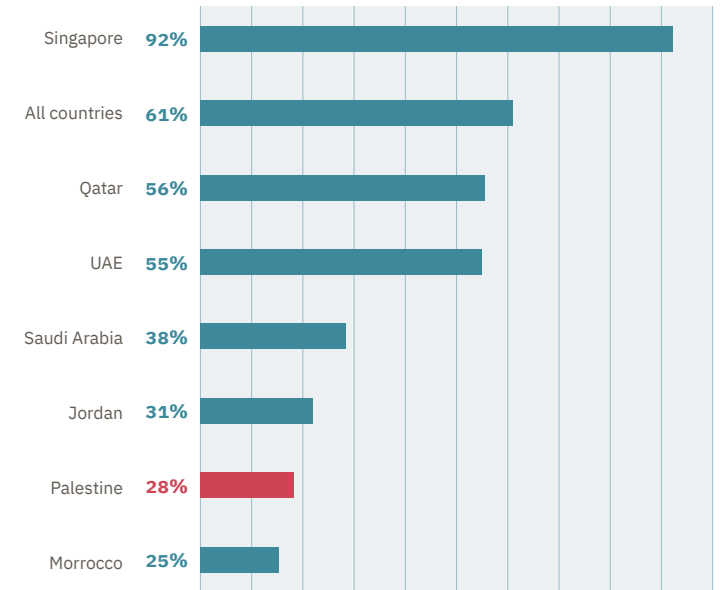
Percentage of Students at Basic Proficiency Level in Mathematics



Percentage of Students at Basic Proficiency Level in Reading

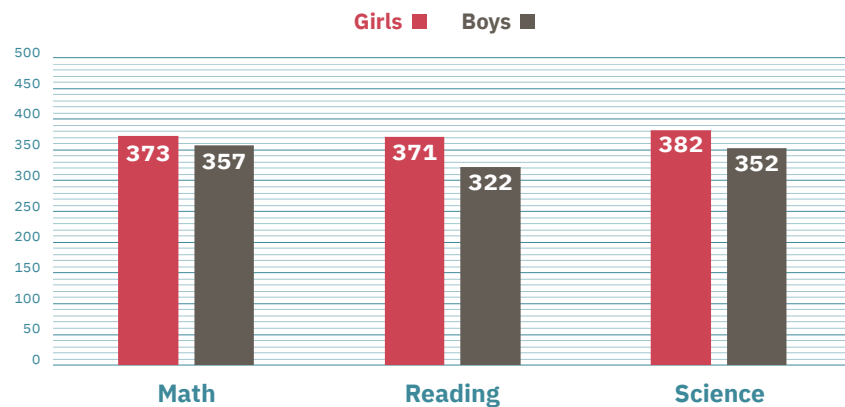


Percentage of Students at Basic Proficiency Level in Science

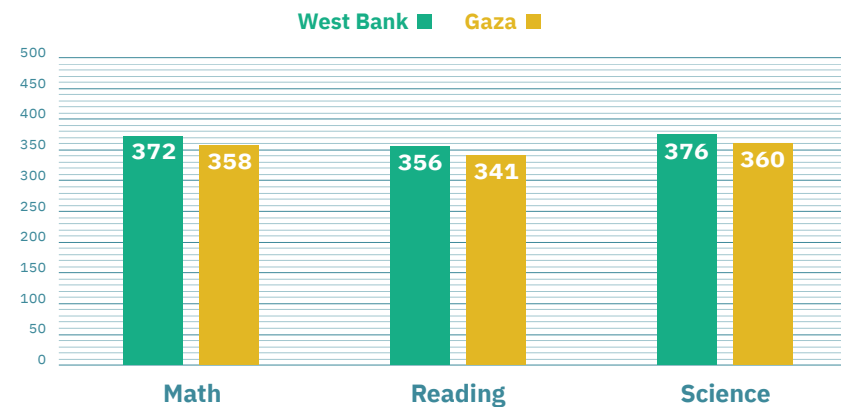


4 - Results Based on National Sample Strata

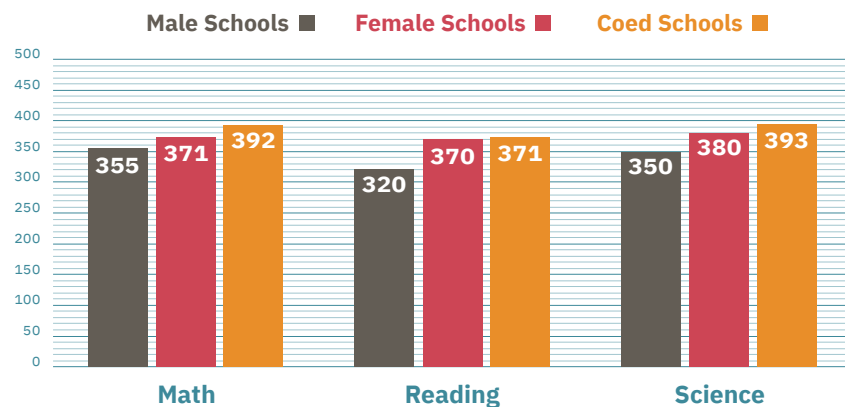
Mean achievement of Palestinian students according to the student gender



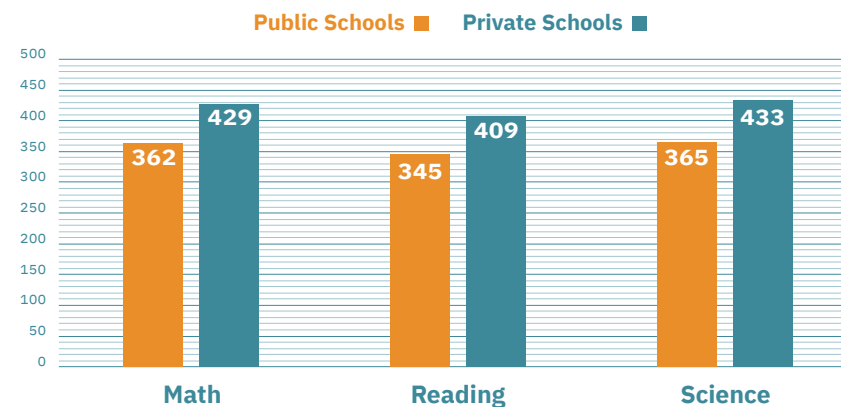
Mean achievement of Palestinian students according to the school region



Mean score by school gender (Male/Female/Co-ed)



Mean score by school supervising authority (Public/ Private)



The Program for International Student Assessment (PISA)

is a comprehensive large-scale assessment that evaluates the academic performance of 15-year-old students in reading, mathematics, and science. Administered by the OECD since 2000, the 2022 cycle marked the eighth iteration of PISA, with 81 countries and economies globally participating.

In each cycle, PISA study focuses on one major area of reading, mathematics, and science, with the 2022 study focusing on mathematics. PISA collects contextual data on participating education systems, and other information on teaching and learning processes related to three subjects covered by the study through standardized questionnaires accompanying the achievement tests.

For more information about the study:

- **PISA website:** <https://www.oecd.org/pisa/>
- **PISA 2022 database:** <https://www.oecd.org/pisa/data/2022database/>
- **Palestine Country Note:**
<https://www.oecd.org/publication/pisa-2022-results/country-notes/palestinian-authority-78667ea0#chapter-d1e11>
- **The Center for Educational Research and Development (CERD) website:** <http://cerd.moe.ps/cerd/>
- **National Project Manager (NPM):** Dr. Mohamed Matar: 00970562501092
- **National data manager:** Dr. Khaled Bisharat: 00972099787895
- **For any suggestions or inquiries, please write to CERD:** ncerd@moe.edu.ps



مركز البحث والتطوير التربوي - وزارة التربية والتعليم

ncerd@moe.edu.ps

cerd.moe.ps/cerd