

بِسْمِ اللَّهِ الرَّحْمَنِ الرَّحِيمِ



PALESTINE

Ministry of Education & Higher Education

Directorate General of General Education

ENGLISH LANGUAGE PARALLEL SYLLABUS

PART ONE

PREPARED BY

MU'TAZ ASFOUR

BASEMA ADEL

REMA HASSAN

JAMIL INJAS

HAYAT HAFEZ

SUPERVISOR

TEACHER

TEACHER

TEACHER

TEACHER

JERUSALEM SUBURBS DIRECTORATE

DIR DEBWAN GIRLS SEC. SCHOOL

AL-RAM GIRLS BASIC SCHOOL

KHARBTHA BOYS SEC. SCHOOL

ABU QASH BOYS BASIC SCHOOL

RAPPOTEUR

MU'TAZ ASFOUR

SUPERVISOR

JERUSALEM SUBURBS DIRECTORATE

اللجنة المشرفة على التعليم الموازي /مبحث اللغة الانجليزية

د. جهاد فوزي زكارنة

أ. سعاد القدومي

أ. علي أبو زيد

أ. غدير فنون أبو غربية

الطبعة الأولى التجريبية

2013

جميع حقوق الطبع محفوظة لوزارة التربية والتعليم العالي

مقدمة:

وضعت وزارة التربية والتعليم العالي منذ نشأتها رفع كفاءة أبناء الوطن في مختلف مواقعهم ، لتحقيق غاية « أن التعليم حق للجميع» ولتنفيذ ذلك قدمت الوزارة في العام ٢٠٠٢ برنامج التعليم الموازي لتوسيع معارف المواطن ثقافياً وعلمياً ومهنياً أينما كان موقعه، وبخاصة خارج أسوار المدارس وفي سوق العمل، إيماناً منها أنه لدفع عجلة التنمية في المجتمع الفلسطيني يجب الاهتمام بالسرعة الممكنة بإعادة تأهيل الراغبين في الميدان العملي من العودة إلى مقاعد التعليم الأكاديمي أو المهني.

تقدم وزارة التربية والتعليم العالي هذا البرنامج كتجربة لمدة سنتين للدراسة من خلال نظام متكامل للمواد الأكاديمية والمهنية، ويحتوي البرنامج على مواد تربية إسلامية، ولغة عربية، ورياضيات، وعلوم عامة، إضافة إلى مواد مهنية كالتيكنولوجيا، والعلوم الصناعية والزراعية والتجارية، ويختلف هذا البرنامج عن البرامج المدرسية كونه يفتح آفاقاً جديدة للمعلم لاختيار الطرائق المناسبة لمستوى الطلبة في التدريس، وإثراء المواد بأنشطة تتناسب ومستواهم، والوزارة على ثقة بأعزائنا المعلمين لإرسال ملاحظاتهم لإجراء التعديل والتطوير في النسخ القادمة.

إن تضافر الجهود بين جميع الأطراف المشتركة لإنجاح هذا البرنامج مع وزارة التربية والتعليم العالي والمجتمع المحلي هو السبيل لتحقيق أهداف البرنامج وتقديم الفائدة المرجوة منه.

وأخيراً نتقدم وزارة التربية والتعليم العالي بجزيل الشكر والعرفان إلى المنظمة العربية للتربية والثقافة والعلوم لدعمها المادي للبرنامج، وتشكر الوزارة أيضاً كل من ساهم في إنجاح المشروع وعمل على إخراجه إلى النور.

وزارة التربية والتعليم العالي

SYLLABUS GENERAL PLAN – THE SCOPE AND SEQUENCE OF THE VOCABULARY, GRAMMAR, AND FUNCTIONS

The Program Outline: The four macro skills-reading, listening, writing and speaking - in all units center around some particular vocabulary , structures, themes and language functions.

No.	UNIT	VOCABULARY	LANGUAGE STRUCTURE	FUNCTION
1	HELLO, I AM ALI.	Alphabets Capital letters and small letters Classroom objects	Questions <i>What's your name?</i> My name is Is it + noun?	Greeting Introducing
2	COLOURS IT'S BLUE CAR. CLASSROOM	Coloured objects Means of transport Clothes Action verbs	Questions <i>What's this?</i> Adjectives <i>It 's blue.</i> Imperatives <i>Stand up</i> Indefinite articles (A & AN + noun)	Asking about things Naming things Giving commands
3	NUMBERS (1 - 10) (11 - 20) BIG OR SMALL	Animals Vehicles Adjectives <i>It's heavy</i> <i>I am thirsty</i>	How many (noun) are there? <i>How many cars are there?</i> Is it adjective?	Counting Enquiring
4	MY FAMILY LIKES AND DISLIKES	Family members Adjectives Food items	It is + adjective Subjective Pronouns (<i>he, she, I...</i>) Possessive Adjectives\pronouns (<i>my,his,her,...</i>) Demonstrative pronouns (This) How old is + noun? Do you like + noun?	Introducing family members or friends Talking about likes and dislikes
5	CLOTHES: IS THIS HIS JUMPER? PARTS OF THE BODY THESE ARE MY EYES ...?	Clothing Parts of the body	Demonstrative Pronouns(<i>this, these</i>) This is Is this ...? These are ... Are these...?	Asking about clothes Introducing Naming parts of the body
6	SHAPES ORDINAL NUMBERS	Shape and their adjectives Ordinal Numbers Sport prizes	What is this? What are these? It is + adjective How many + nouns...?	Asking about shapes Counting Ranking
7	AT THE MARKET	Food items Vegetables	Is there any ...? Are there any ...? Yes, there are some.	Shopping

		Fruit	Do you like...?	Expressing Likes and likes
8	REVISION	Colours General objects Action Verbs Vehicles Numbers Clothes	Indefinite articles What's this? It's... Is it? Imperatives How many?	Colouring Finding info Instructing Ordering Counting
9	WHERE'S THE PENCIL?	Classroom objects Kitchen items	Place prepositions Where's the? It's in... .	Locating Describing
10	ADAM'S FAMILY	Family members	Possessive adjective(<i>our & their, his & her</i>) Subjective pronouns Demonstrative pronouns	Introducing
11	WHAT'S THE TIME?	Time expressions	What's the time?	Asking for time Telling time
12	IT'S SPORT ON THURSDAY.	School subjects Timetables Days of the week Home furniture Farm animals	Present simple – affirmative & interrogative <i>He has</i> <i>When does he have ... ?</i> <i>Does he have ... ?</i> Past simple.(have) <i>He had</i> Past simple – negative <i>They didn't have</i>	Reading timetables Describing Narrating
13	SENSES	Senses verbs see\hear\ smell\taste.	Present progressive Modal: Can - ability	Showing ability
14	SPORT I LIKE PLAYING FOOTBALL	(Sport) – games Vegetables Fruit Animals	Catenatives – like + verb-ing Conjunction – but, and , or	Likes Describing
15	WHAT DO YOU DO EVERYDAY?	jobs transport Personal details and routine Months of the years	Present simple – habitual actions	Talking about personal details and routine

16	GOING TO SCHOOL	Adverbs	Adverbs of manner Questions- How do you...? Prepositions – <i>behind, ahead of</i>	Describing
17	AT THE MARKET	Fruit and vegetables	how much ...? How many...? Some\ any Lots of \Some \ any	Asking for price
18	WE 'RE GOING ON HOLIDAY.	Outings Prepositions – movement Seasons of the year	Future – going to Modal_ necessity(Must) Frequency adverbs Prepositions of movement	Talking about future plans and intentions Talking about habits\ routines Talking about necessity Commanding
19	TRAVEL: MR. BLAKE IN THE ARAB WORLD	Travel vocabulary	Present perfect (experiences) (since\for) Present perfect – How long...?	Talking about experiences Reading a table
20	A WONDERFUL PICNIC	General Vocabulary – picnic Inventions	Past simple – affirmative, negative, and interrogative. Question Tag I think that ..	Narrating: Talking about past experiences Asking for agreement Giving opinion Agreeing and disagreeing
21	HOW TO GET HEALTHY?	Food items	Use of should, ought to	Giving Advice

Unit 1


Hello! I am Ali

LESSON ONE

1. Listen ,point and say.

2. Listen and read.

3. Listen, read and say.



A a Apple 

B b Boy 

C c Cat 

D d Dog 

E e Elephant 

F f Fish 

G g Girl 


H h Hat 

I i Insect 

J j Juice 

K k Kite 

L l Lion 

M m Mouse 

N n Nurse 

O o Orange 

P p Pencil 

Q q Queen 


R r Robot 

S s Sun 

T t Tiger 


U u Umbrella 

V v Violin 

W w Window 

X x X-ray 

Y y Yoyo 

Z z Zebra 

Good morning, I am Ali.

My name is Ali.

1. Listen and say.
2. Listen and read.



Hello! What's your name

My name is Ali



My name is Jamila.

What's your name?

3. Ask and answer.

What's your name? My name is ...



What's your name?



Sami



Dr. Sameer



Deli



Jane





Mr. Glue

LESSON THREE

Is it a book?

Is it a book?
 Yes, it is.
 No, it isn't.



1. Listen and point.
2. Point, ask and answer.




LESSON FOUR

What's this? It's a book?

1. Listen and point.
2. Listen and match then say.

- Desk
- Book
- Teacher
- Bag
- Ruler
- Window
- Eraser
- Pupil
- Board
- Pencil




1. Listen and complete.

D_sk	t_acher	_ ook	Win_ow
b_ g	r_ler	p_ pil	_ oard

LESSON ONE

Is it a green bird?

1. Listen, point and say.
2. Listen and match.



3. Listen and read.

Hello, Jamila.

What's this?

Is it a green bird ?



Hello, Ali.

It's a bird.

No, it isn't.
It's a blue bird.



LESSON TWO

What is this? It's a car.

What colour? It's blue.

1. Listen and point.

2. Listen, read and say.

3. Match.

Blue car

Red car

Yellow bus

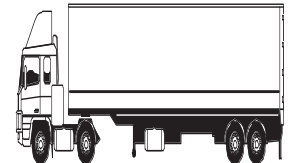





White lorry

Black plane

Green train

Blue ship

Red motorbike



4. Look and write.

a. What's this?



It's a *blue car*.

b. What's this?



It's a _____

c. What's this?



It's a _____

d. What's this?



It's a _____

e. What's this?

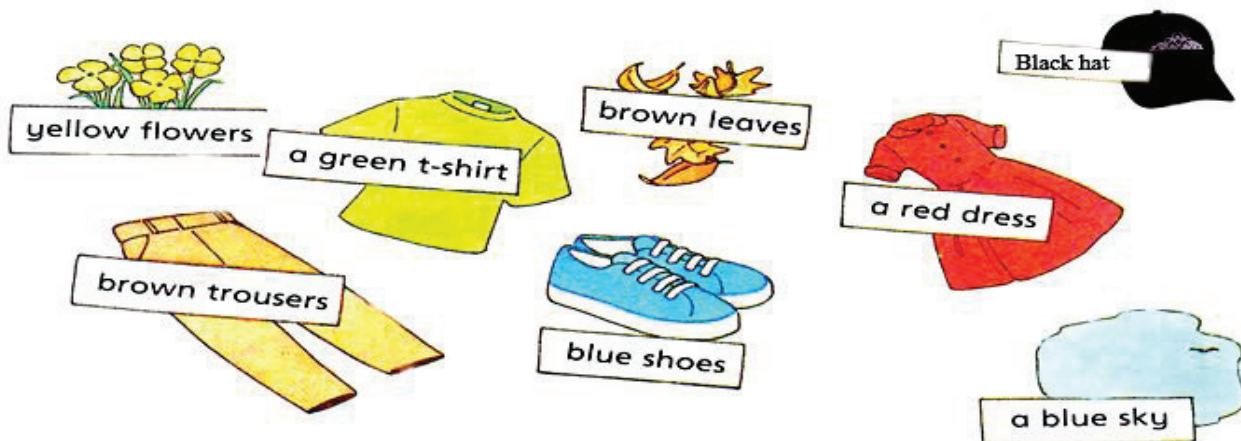


It's a _____

What is this? It's a black hat.

What are these? They are yellow flowers.

- 1. Listen, point and say.
- 2. Ask and answer . Work in pairs.



3. Complete.

The t-shirt is *green*.

The hat is

The sky is

The dress is.....

The shoes are


The flowers are.....

The trousers are.....


The leaves are.....

Classroom


1. Listen, read and say.



2. Listen and do.



3. Listen, read and do.



4. Listen and do.

5. Read and do. (FROM FLASHCARDS)

6. Look and write.



Sit down



Action Verbs

Stand up

Sit down

Put your hands
up

Come here

7. Listen and Say.



8. Read and match.



- Look.
- Listen.
- Sit down.
- Stand up.
- Open your book.



What's this? It's *an* apple.

It's *a* fig.

1. Listen, and say.
2. Ask and answer.



ice cream



apple



fig



egg



orange



cake

3. Listen and answer.



Is this an ice cream?

No, it isn't.



Is this an apple?

Yes, it is.



4. Ask and answer.

1. What's this?



It's *an* elephant

2. What's this?



3. What's this?



4. What's this?



Remember

Use *an* before these vowels

(*a, e, i, o, u*)

an **a**pple,

an **e**gg

an **i**ce-cream,

an **o**range

an **u**mbrella

LESSON ONE

ONE, TWO, THREE

1. Listen and point.

2. Listen and repeat.

3. Match.

1 one
2 two
3 three
4 four
5 five
6 six
7 seven
8 eight
9 nine
10 ten

4. Count and Answer. Work in pairs.

How many eggs are there?

five

five eggs **two** apples **three** oranges **four** olives **one** cake


LESSON TWO

Let's count down.

1. Listen and say.

2. Read and match.

- Ten OOOOOOOOOO
- Nine OOOOOOOOO
- Eight OOOOOOOO
- Seven OOOOOOO
- Six OOOOOO
- Five OOOOO
- Four OOOO
- Three OOO
- Two OO
- One O
- Zero



We have **lift-off**.


3. Read and match.

Seven	3
Three	5
Two	4
Four	7
Five	2

4. Listen and say. (from 11-20)

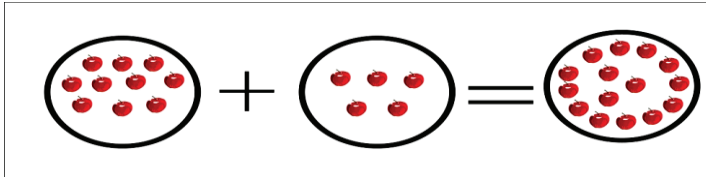
11	12	13	14	15	16	17	18	19	20
eleven	twelve	thirteen	fourteen	fifteen	sixteen	seventeen	eighteen	nineteen	twenty

5. Look , count and write.



6. Add and read.

10 + 5 = 15 ten and five are fifteen



15+3=

12+2=

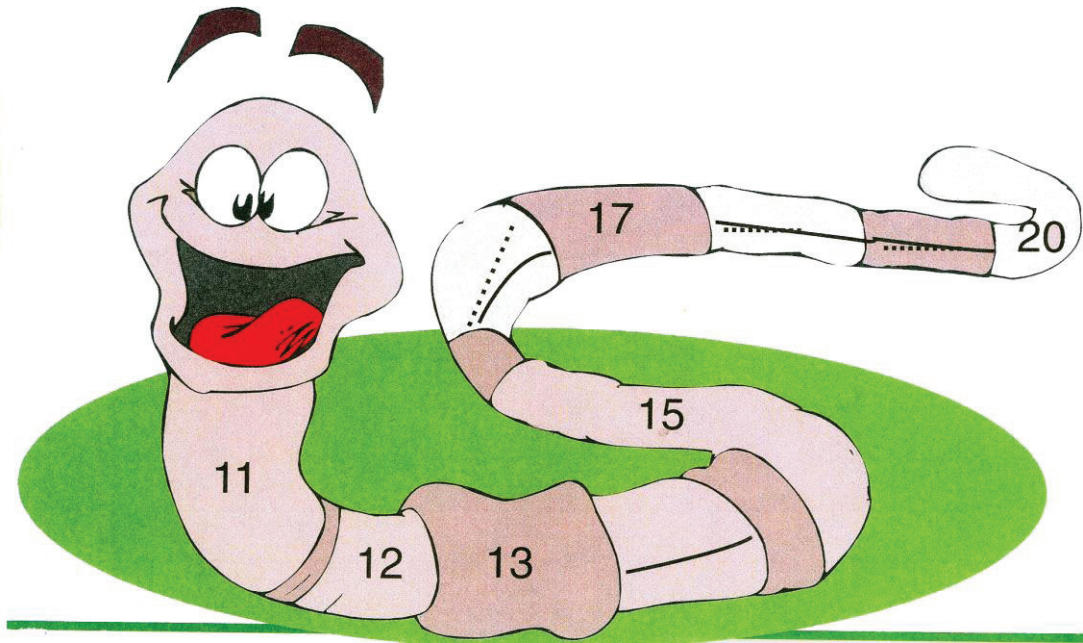
11+9=

6+6=

9+2=

LESSON THREE

1. Read and write the next number.



2. Complete, Please.

5		7		9		11	
---	--	---	--	---	--	----	--

13			16		18		20
----	--	--	----	--	----	--	----


LESSON TWO

Vehicles

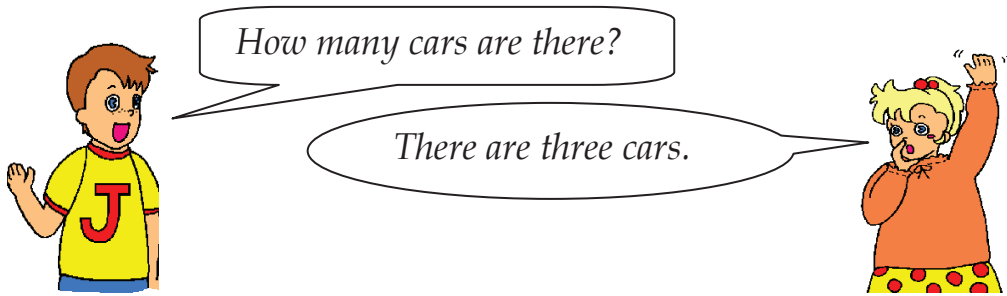
1. Listen and point.

Look at the cars.

Look at the taxis.



2. Ask and answer.



3. Point, say and write.

There are three taxis.




There are



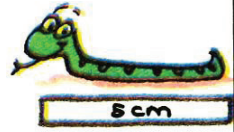
There

taxis bicycles vans trains planes



Big or Small?





1. Listen and say.

It's small.  It's heavy.  It's long. 

It's big.  It's light.  It's short. 


2. Ask and answer.

 Is it long?  Yes, it is.

 Is it short?  Is it heavy?  Is it light? 

3. Listen and read.

①



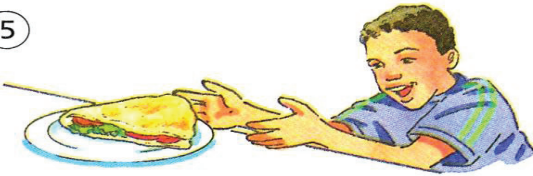
Jihad's thirsty.
He's going to have a drink.

③



Arwa's cold.
She's going to put on a coat.

⑤



Omar's hungry.
He's going to have a sandwich.

②



Saleem's tired.
He's going to have a rest.

④



Deema's hot.
She's going to have a shower.

⑥



Walid's happy.
He's going to sing a song.

4. Answer these questions.

- Who's tired?
- Who's hungry?
- What's Walid going to do?

5. Look and write.

I'm hungry. I'm tired.
I'm thirsty. I'm beautiful.

1 2 3 4

LESSON ONE

Fatima's Family

1. Listen and read.


Hello , my name is Fatima .

This is my father. His name is Ahmad.

This is my mother. Her name is Hind.


These are my sisters :Amal and Nora. My younger sister is Nora. She is 4 years old.

These are my brothers. My eldest brother is Ali. He is 10 years old



2. Point and say the names of Fatima's family.

Father, mother, sister, brother, grandfather , grandmother



3. Point and say.

- This is Fatima's mother .
- This is Fatima's grand father
- These are Fatima's brothers .
- These are Fatima's sisters.

4. Ask and answer.

Who is *Fatima's mother?*

- Fatima's grandfather.*
- Fatima's brother.*
- Fatima's sister.*



Fatima's mother is **Hind.**

Fatima's grandfather is _____
Fatima's _____

5. Read and answer.

How many brothers does Fatima have?
She has.....

How many sisters does she have?
She

LESSON TWO

Who's this?

1. Listen and read.

Panel 1: Look, Nadia. This is my brother, Fadi.


Panel 2: Who's this? It's his friend, Hani.

Panel 3: Who's this? It's my sister. Her name is Amal.

Panel 4: This is her friend, Haneen.

How old is she? She's four years. She's still young.


2. Ask and answer.



LESSON THREE

1. Listen and read.

My name is Salma.
I have brown eyes and black hair.
I like oranges and apples.
I have a brother. His name is Samir.
He has black hair and brown eyes.
He likes figs and grapes.



2. Read and answer.

- Does she have brown hair?
- Does she like figs?
- What's her brother's name?

3. Ask and answer

Do you like ...?



pizza



cake



milk




icecream



sandwich


Yes ,I do.

No, I don't.



LESSON ONE

1. Point, listen and say.



2 Listen and check. Then repeat.

3 In pairs, ask and answer like this:

What colour is the T-shirt?

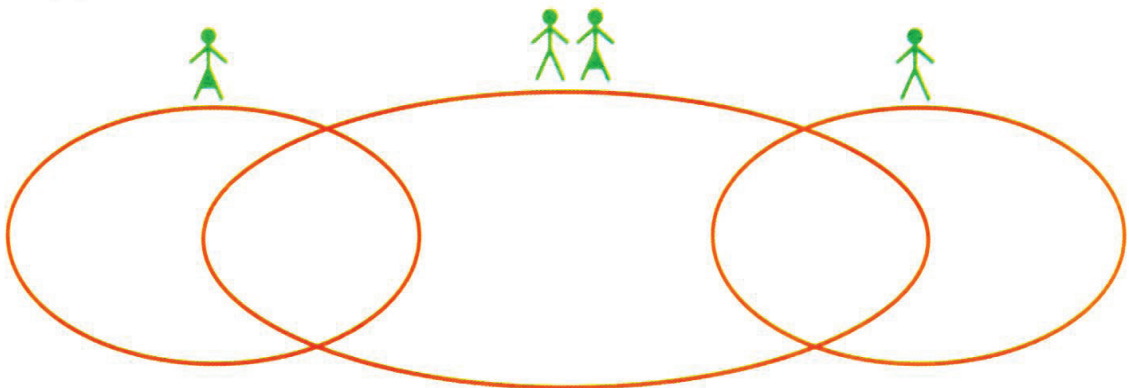
It's yellow. What colour are the shoes?



They're orange.



4 Copy and draw the clothes in three sets.



LESSON TWO

1. Listen and read.



Hello, Ali.

Who's this?

What's this?

Is this his jumper?

Oh, they are very nice.



Hello ,Jamila. Look at this photo.

This is my friend, Basil

This is his hat.

Yes, it is. And these are his trainers.



2. Ask and answer.

Is this his hat ?



Hat

No, it's not.

Is this his.....?



Trainer

Are these.....?



Jumper

Is?



Trousers

3. In pairs, ask and answer.

Is this your ...?

No, it isn't.

Are these your ...?

No, They aren't.

Is this your shirt?

1 2 3

No, it isn't.

4

Are these your trainers?

5 6 7 8

No, they aren't.

LESSON THREE

Parts of the body

1. Listen and say.
2. Look and say.
3. Look and match. *(This is my... / These are my ...)*

- Head
- Ears
- Arms
- Legs
- Tummy
- Ankle
- Knees
- Shoulder

Remember! A tooth, two teeth. A foot, two feet.



- Mouth
- Hands
- Foot
- Neck
- Toes
- Elbow
- Nose
- Eyes

4. Read and complete.

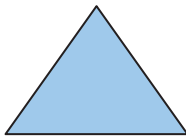

n.....k	...nees	elbo.....	h...ds
.....rms	a..k...e	...o...s	sho.....d..r

5. Point ,say then write . (Use the picture above)

This is my head	These are my eyes
This is my	These are my
This is	These are
This	These
.....

LESSON ONE

1. Listen and say.




Triangle



Square




Rectangle



Circle


2. Ask and answer.

1. What are these? 

These are triangles.

2. How many triangles are there?

There are three triangles.

3. What are these? 

These are _____.

4. How many circles are there?

There are _____.


5. What are these? 

There are _____.

6. How many _____ are there?

There are _____.

2. Look and answer.



1. How many circles can you see?
2. How many triangles can you see?
3. How many squares can you see?
4. How many rectangles can you see?

Ordinal numbers

1. Read.





First prize
A cassette of
English songs

Second prize
An English book

Third prize
A box of
chocolates

Fourth prize
Two pens

2. Look and write.



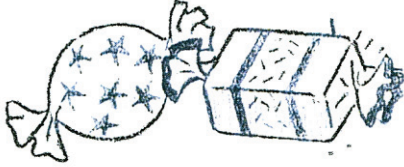
- Basim has first prize for running
- Arwa has _____ prize for swimming.
- Rania has _____ prize for running.
- Hassan _____ prize for swimming.
- Ali _____
- Huda _____

2. Read and complete.



CARDINAL NUMBERS		ORDINAL NUMBERS	
1	One	First	1 st
2	Two	Second	2 nd
3	three	Third	3 rd
4	Four	Fourth	4 th
5	Five	Fifth	5 th
6	six	Sixth	-----
7	seven	Seventh	7 th
8	Eight	Eighth	-----
9	Nine	Ninth	9 th
10	Ten	Tenth	-----
11	Eleven	Eleventh	
12	Tweleve	Twelfth	12 th
13	Thirteen	Thirteen	13 th
14	Fourteen	Fourteenth	-----
15	Fifteen	Fifteenth	15 th
16	Sixteen	Sixteenth	16 th
17	Seventeen	Seventeenth	-----
18	Eighteen	Eighteenth	-----
19	Ninteen	Nineteenth	19 th
20	Twenty	Twentieth	-----

3. Count and write.

1. There are two sweets



2. There's one sweet



3. There are _____ sweets



4. There's _____ sweet



5. There are _____ sweets



6. There's _____ sweet

LESSON ONE

We're going to have a picnic. Here's the shopping list. Are these things in the market?



Shopping List

- Eggs _____
- Strawberries _____
- Cheese _____
- Lettuce _____
- Orange Juice _____
- Tomatoes _____
- Bread _____
- Melons _____
- Ice cream _____

1. Read, find and ✓.



2. Look and say.

Are there any bananas?



Yes, there are some bananas.




Is there any bread?

No, there isn't any bread.




LESSON TWO

1. Ask and answer.



2. Spelling

Write and spell. (*Write four words for food items.*)



3. Complete.

- | | | | |
|----------|---------------|--------------------|-------------------|
| a) P..as | b) m..l....ns | c) s...wb....r..es | d) t...m...t...es |
|----------|---------------|--------------------|-------------------|

LESSON THREE

1. Look and say.



Ali: Do you like cake?

Jamila: Yes, I like cake.



Ali: Do you like lemonade

Jamila: No, I don't like lemonade.



2. Ask and answer about you.



Do you like eggs?

I don't like eggs



Do you like milk?

I like milk



3. Tick and write.





1- I like lemonade.

I don't like lemonade




2- I like cake.

I don't like cake.




3- I like milk.

I don't like milk.



4- I like milk.

I don't like milk.



LESSON ONE

A or An

LEARN.

A and **An** are called **articles**. They are special adjectives.

* use **an** before words that begin with a vowel sound.

* the vowels are **a, e, i, o,** and **u**.

* use **a** before words that begin with a consonant sound.

1. Write *a* or *an*.

1. arm

10. uncle

2. dog

11. inch

3. hat

12. boat

4. ant

13. duck

5. cat

14. table

6. ear

15. pen

7. office

16. bee

8. fire


17. eagle

9. cow

18. teacher

2. Ask and answer.

What's this?



It's a hat.

What's this?



It's a chair.

What's this?



.....

What's this?



.....


What's this?



.....


3. Look and say

Is this an apple?



Yes, it is.

Is this a book?



No, it isn't.

4. Complete.

Is this a book?



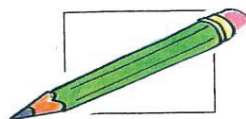
Yes, it is.

Is this an apple?



.....

Is this a pencil?



.....

Is this a bag?



.....

Is this a frog?









.....

Colours

1. Look and say.



2. Complete.

 <i>It's red</i>	 <i>It's</i>	 <i>It's</i>
 <i>It's</i>	 <i>It's</i>	 <i>It's</i>

Let's colour.

1. Say and colour.

a yellow football

a black shoe

a red dress

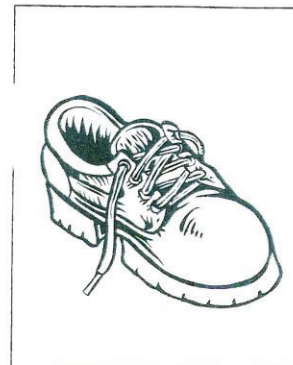

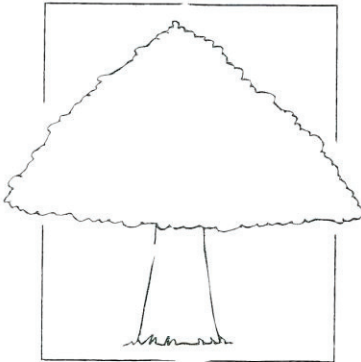
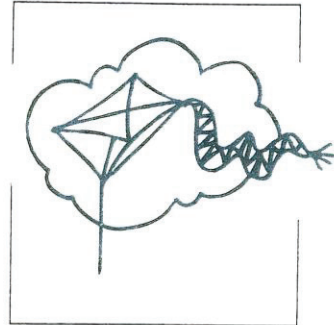

a blue kite

a red flower

a black and white umbrella

a green spoon


a green tree



What's this?

2. Read and answer.

1. What's this?




It's an apple.

2. What's this?



.....

3. What's this?



.....

4. What's this?



.....

5. What's this?



.....


6. What's this?



.....

3. Ask and answer (Yes, it is / No, it isn't)

1. Is this a car?



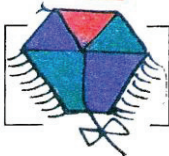
Yes, it is.

2. Is this a boat?



.....

3. Is this a kite?



.....

4. Is this a doll?



.....

LESSON FOUR

1. Find words.


j	w	q	r	s	i	t	c	k	f
f	s	f	d	b	e	a	t	e	r
x	r	l	o	p	e	n	b	v	d
e	d	r	o	p	p	o	e	w	y
s	t	p	w	a	l	k	j	i	f
s	t	a	n	d	g	y	i	p	t
b	h	c	l	a	p	i	l	o	a
o	u	f	p	o	i	n	t	g	k
d	s	w	r	i	t	e	x	z	u
c	f	j	t	o	u	c	h	p	r

1. Sit
2. _____
3. _____
4. _____
5. _____
6. _____
7. _____
8. _____
9. _____
10. _____


2. Write.


1. Stand up. 

2. Don't _____ on the grass. 

3. _____ your hand. 


4. Don't _____ litter. 

5. Don't _____ your eyes. 

6. _____ your name. 

LESSON FIVE

1. Look ,say and write.




1. How many buses are there?
2. How many cars are there?
3. How many bikes are there?

There are two.

2. Read and colour.

There is one orange bus and one yellow bus. There are two green cars and two black cars. The bikes are red. They have got black tyres and seats.

3. Complete.



In picture ONE there are

three buses

In picture TWO there are

4. Write the numbers.

one	two	three	four	five
six	seven	eight	nine	ten

1 _____ 2 _____ 3 _____ 4 _____ 5 _____

6 _____ 7 _____ 8 _____ 9 _____ 10 _____

5. Write the numbers.

eleven	twelve	thirteen	fourteen	fifteen
sixteen	seventeen	eighteen	nineteen	twenty

11 _____ 12 _____ 13 _____ 14 _____ 15 _____

16 _____ 17 _____ 18 _____ 19 _____ 20 _____

LESSON SIX

1. Look and say.


This is ...



a shirt



a sweater



a track suit



a skirt

These are ...



trainers



trousers



socks

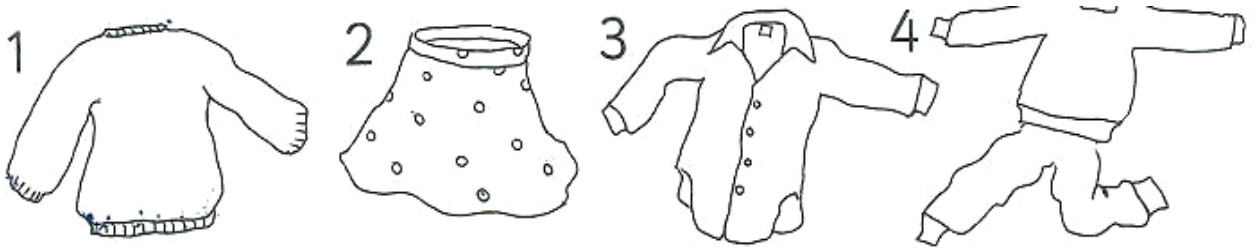


shoes

2. Ask and answer.



3. Color, say and write.



- 1. green It's a green _____ .
- 2. red _____ .
- 3. blue _____ .
- 4. yellow _____ .

4. Look , count and say.




1. How many red flags?
2. How many green flags?
3. How many blue flags?
4. How many flags?

Unit 9


Where's the Pencil?

LESSON ONE

1. Point and say.





2. Read and say.



LESSON TWO

1. Listen and say.



2. Answer.

- a. Is the pencil in the bin?
- b. Is the pencil on the chair?
- c. Where is the pencil?


3. Look and say.

Where's the Bear?


It's



on the bed



under the bed



in the bed

4. Look and find.

a. Where's the bag?

It's under the table.

b. Where's the pencil case?

It's

c. Where's the bin?

.....


d. Where's the boy?

.....



LEESON THREE

1. Ask and answer.



Where is the bag?

It's on the table.



2. Look and write.

in


on

under

- The bag is _____ the table.
- The mouse is _____ the box.
- The pencil is _____ the table.
- The book is _____ the chair.
- The sock is _____ the table.
- The parrot is _____ the chair.
- The cat is _____ the table.

3. Write correctly and read.


okob



bdoar




rluer



agb



Sdke



LESSON FOUR

1. Look .

Find what we have in the kitchen.



a fork

a spoon

a knife

a cup

a glass

a plate

2. Listen and decide .

Yes, there is a

No, there isn't a

There's a cup on the chair.

There's a bag behind the chair.

There's a clock on the wall.

There's a glass in the cupboard.

There's a plate under the table.



3. Look and complete.



There's a bee on the plate.
 _____ in the cup.

_____ table.
 _____ cupboard.
 _____ shelf.
 _____ glass.
 _____ Huda's _____.

4. Write.



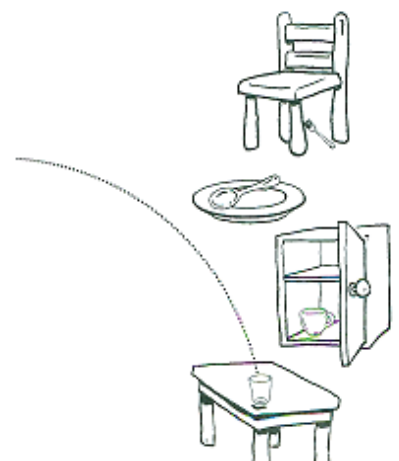
1- It's a _____ . 4 _____ .
 2- It's a _____ . 5 _____ .
 3- It's a _____ .

5. Match and write.

There's a _____
 There's a _____
 There's a _____
 There's a _____



on the table.
 in the cupboard.
 under the chair.
 on the plate.






Unit 10




Adam's Family

LESSON ONE

1. Listen and read.



2. Listen and say.



3. Look and complete.

mother brother grandfather friend
sister father grandmother



1. Who's this? It's Adam's grandfather



2. Who's this ? It's Adam's _____.



3. Who's this ? It's Adam's _____.



4. Who's this ? It's _____ .




5. Who's this? _____ .



6. Who's this ? _____ .

LESSON TWO & THREE

1. Listen and say.



2. Complete with

our

or

their

.



This is _____ house.
This is _____ family.



That's _____ house.
That's _____ family.

3. Complete and say.

Is _____ house number 18?

Is _____ house number 20?



Yes, it is.



No, _____ 20.
It's 14.

4. Match the pictures to what they are saying.

- a. Those are my glasses.
- b. This is my dad.
- c. These are my glasses.
- d. That's my dad.



1. Say and write. Use

He or **She**.



1. _____'s a girl. 2. _____'s a boy. 3. _____'s a boy.



1. _____'s a girl. 2. _____'s a girl. 3. _____'s a girl.

2. Look and write. Use

His or **Her**.

1. What's his name?



_____ name's Ali.

2. What's her name?



_____ name's Lina.

3. What's her name?



_____ name's Nadia.

4. What's his name?



_____ name's Mohammad.

Unit 11

What's the Time?

LESSON ONE & TWO

1. Listen and Read.

What's the time?

It's ten to eight.

Ten to eight

We mustn't be late.




What's the time?

It's quarter to three.

Quarter to three.

It's time for tea.



What's the time?

It's five past four.

Five past four.

Please close the door.



What's the time?

It's half past two.

Half past two.

Let's go to the zoo.

2. Listen and Say.

A



Five past five

b



ten past five

c



twenty past five

d



twenty-five past five

E



Twenty-five to six

f



twenty to six

g



ten to six

h



five to six

3. Ask and answer.


What's the time?
clock d

It's four o'clock.

What time is it?
It's ____

a b c d e f g h i j k

4. Choose the correct time.



1. a. it's ten to four.
b. it's ten past four.



2. a. it's five to six.
b. it's five past six.



3. a. it's twenty to eight.
b. it's twenty past eight.

5. Write the time in numbers.

1. 4:10
2. _____
3. _____

LESSON ONE

1. Listen and say.



Fatima's Timetable

Class: 5th grade (A)

Day	First	Second	Third	Fourth	Fifth	Sixth	Seventh
Sunday	Civics	Science	Religion	Arabic	Maths	Technology	Arabic
Monday	Religion	Maths	Arabic	P. E	Patriotism	English	Science
Tuesday	Arabic	Arabic	Science	Maths	English	Quran	Art
Wednesday	Maths	Science	English	History	Arabic	Religion	P. E
Thursday	Geography	Maths	Art	Arabic	Arabic	Technology	
Friday							
Saturday							

* P. E: (Physical Education)

2. Look and complete.

1. When does she have English?
She has English on _____.
2. When does she have Arabic?
_____.
3. When does she have Science?
_____.
4. When does she have History?
_____.

3. Complete.

Write the days of the week on which you go to school.

Sunday _____

Write your timetable.

Write the days at the top.

Write the times at the side.

Write the names of the subjects.

Day Time	Sunday				
07.45					

LESSON TWO

1. Look and answer.

Fatima's room



Does Fatima have a mirror?

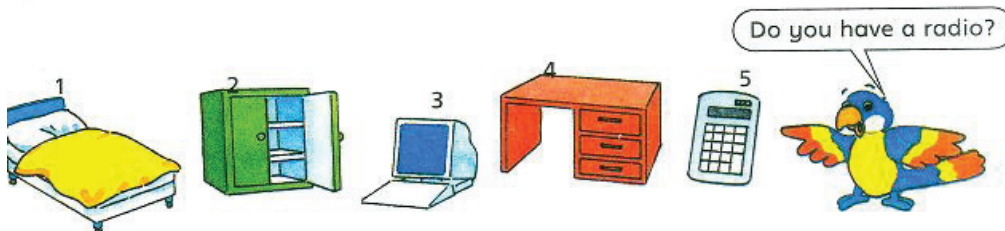
Yes, she does.
No, she doesn't.

1. Does she have a shelf?
2. Does she have a rug?
3. Is there a lamp on the table?
4. Is there a chair in the room?
5. Does she have a television?
6. Does she have a radio?

2. Ask each other.

Do you have a ... ?

Yes, I have.
No, I haven't.



Unit 12 B My Father Had a Farm.

LESSON THREE & FOUR


1. Listen then read.

Sami's grandmother is talking about her family.



My father was a farmer. We had a little farm near Ramallah. We had cows, sheep and goats. My mother had lots of chickens. I had a white pony. Its name was Jawad. We didn't have a car. We had a horse and cart. We were very happy.

2. Count the animals on the farm. Write the numbers.



3. Write the numbers and read.

Grandma's family had _____ goats and _____ sheep. They had _____ cows and _____ chickens. They had _____ horse and _____ pony. They had _____ animals on the farm.

4. What is wrong? Read and say.



Grandma and Grandpa had a big farm.

They didn't have cows.

Grandma had a black pony.

No, they had a little farm.

Grandma's mother had ducks.

They didn't have a horse and cart.



5. Write correctly.

A C T



G R F O



Z B R E A



S M O E U



P O R A T R



LESSON ONE

1. Before you read

- a. What is the boy doing ?
- b. Is he eating?
- c. Is he reading a book?



2. Read and act out.

How many **senses** do we have ,mum ?

We have five senses, dear!

What are they ?

The first one is **seeing** .Do you know what we use to see ?

Yes , of course . We use our eyes, right ?

Good ! But what do you use your nose for ?

I use my nose for smelling . Does my little cat use its nose for smelling, too?

Yes , cats use their noses for smelling ,too . And dogs smell better than any animal .

What do dogs use for **hearing** ?

They use their ears like us .They can hear far and near noises and sounds. They also use their tongues for **tasting** like us . Now ,can you touch your nose ?

Yes . I can .I use my hands for **touching** things !

3. After you read.

A. Answer the following questions .

1. How many senses do we have ?
2. What does Sue want to know ?
3. Which body organ do we use for seeing ?
4. Can we smell like dogs ?

B. True (T) or False (F).






1. Dogs use their tongues for tasting . ()
2. Only cats can smell with their noses . ()
3. Dogs can hear better than we do . ()

4. Complete the missing letter.

Se.....g s.....ling h..... tasting to.....g


LESSON TWO

1. Read the dialogue again. Match the body organs with their suitable sense.

BODY ORGAN(S)	SENSE
<p>1.eyes</p> 	<p>smelling</p>
<p>2.ears</p> 	<p>tasting</p>
<p>2. nose</p> 	<p>touching</p>
<p>4.tongue</p> 	<p>seeing</p>
<p>5.hands</p> 	<p>hearing</p>

2. Ask and answer questions about the following picture:

Taste
cake



Smell
flower



Listen
Violin



Watch
T.V



A:

What do you use to (**taste**) this
(**cake**) ?

B:

I use my (**tongue**) to
(**taste**) this (**cake**) !.

3. Study the table .

I We They You	use	my our their your	eyes ears tongue	to	see hear taste
She He It	uses	her his its	nose hands		smell touch

4. Complete.

1. I use my eyes to see .
2. She uses her nose to
3. They use
4.
5.
6.
7.

LESSON THREE

The Use of CAN

Learn.


We use CAN to show ability .

Dogs can smell better than we do .


We also use the negative form (CAN'T \ CAN NOT) to show that we are unable to do something.

We can't smell better than dogs

1. Ask your partner. Use the verbs in the box.



Swim



Drive



Cook



Play football

Ali: Can you swim?

Sami: No, I can't. What about you , Ali?

Ali: I can swim , but I can't play football .

2. Study the following tables .

Can	I you we they she he it	speak English ?	Yes,	I you we they she he it	Can .
			No,		Can't .

3. Ask and Answer.

Ali	<i>Can You speak English?</i>	Samia	<i>Yes, I can.</i>
	<i>Can Fatima speak French?</i>		<i>No, she can't</i>
	<i>Can Jane speak Arabic?</i>		<i>No, _____</i>
	<i>Can They _____?</i>		<i>Yes, _____</i>

4. Fill in the spaces with

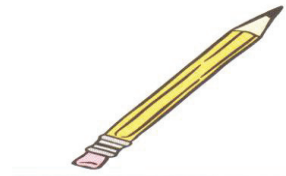

can can't .

1. Dogshear near and far sounds and noises .
2. Chicken fly .
3. Fish swim .
4. you play the guitar ?
5. Camels live for weeks without water .



5. Say what you CAN \ CAN'T do .

Example: *I can taste this apple, but I can't taste this pencil .*

1. Taste



2. Touch



3. See



3. Order the following .

cake	stars	juice	flowers	book	coffee
------	-------	-------	---------	------	--------

	SEEING	TASTING	SMELLING
1.	Stars	_____	_____
2.	_____	Cakes	_____

LESSON ONE

1. Before your read.

- a. Do you like sport?
- b. Who do you play with?

2. Listen and read .



My name is Hisham. Football is my favourite game .I also like basketball and tennis ,but I dislike playing volleyball. I play football with my younger brother. We always meet our friends at our school play ground to play. I like saving the goal so I always play as a goalkeeper .I hope to be a famous footballer. What about you? Do you like football ?

3. Read and answer.

- a. What is Hisham's favorite game ?
- b. Who does he like to play football with ?
- c. Where do they usually play ?

4. True (T) or false (F).

- 1. Hisham plays football alone .
- 2. His brother is younger than him .
- 3. Hisham always plays as an attacker .

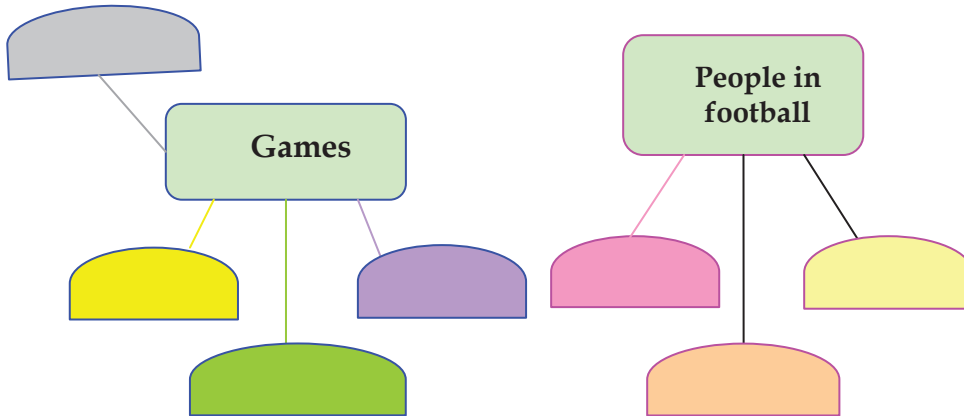
5. Complete.

- a) Hisham likes , and basketball.
- b) He dislikes


LESSON TWO

1. Use the words in the box to create word fields

football goalkeeper	attacker volleyball	basketball footballer	tennis
------------------------	------------------------	--------------------------	--------



2. In pairs, ask and answer questions about the pictures .



e.g. **A:** *Do you like (playing football)?*
B: *Yes, I do . \ No , I don't . What about you?*

3. Ask and Answer.

Answer with *Yes, I do* or *No, I don't*


Do you like (ice cream)?

Yes, I do.

ice cream

vegetables & fruit

winter



4. Read and complete.

*Tick (√) the things that you like and **cross** (x) the things that you dislike:*

Fruit	bananas		pineapples		strawberries	
Sports	swimming		football		basketball	
Animals	horses		sharks		sheep	

LESSON THREE

Learn.

We use like to show interest .

I like basketball and tennis.

We also use dislike to show that we are not interested.

I dislike playing volleyball.

The question form is like this:

Do (you) like football ? Yes, (I) do . \ No, (I) don't .

Does (he) like football? Yes, (he) does \ No , (he) doesn't.

* don't = do not

* doesn't = does not

1. Complete the following sentences with

do does don't doesn't

- We..... like football .
- She like sharks .
- he play football ?
- they like tea ?

2. Study the table then complete the sentences with:

or and but

Activity Name	Watching movies	Visiting the zoo	Reading stories	Going shopping
Huda	x	x	√	√
Ali & Omar	√	√	x	x
Ahmad	x	√	√	x

- Huda likes reading stories **and** going shopping, **but** she doesn't like watching movies **or** visiting the zoo.
- Ali and Omar like watching movies visiting the zoo , they don't like reading stories going shopping .

3. Ahmad likes visiting the zoo _____ ,
but he _____ .

3. Read and talk about your favorite animals , sports , fruit or vegetables.

ANIMALS	SPORTS	FRUIT	VEGETABLES
Cats	Footballs	Grape	Tomato
Dogs	Basketball	Apple	Potato
Camels	Volleyball	Banana	Onion
Sheep	Tennis	Fig	Eggplant
Cows	Swimming	Orange	Carrot

Note: Br eggplant = US aubergine

I like apples , figs , bananas and grapes .




* Note: and is always added before the last item of a list .

LESSON FOUR

Learn

Some verbs Are Action words

1. Look at the picture and complete



1. The two boys like to.....together.
2. The boy likes to..... on the swings .
3. Some children like to the ball .


2. Add two more sentences .

- a.the bell .
- b. The girl likes

3. I can write my own sentence. Use the words in the box.

cats	birds	bees
------	-------	------

1. ----- like -----
2. ----- don't like -----
3. ----- like ----- .



4. Join with

and	but	or
-----	-----	----

- a. Do you like tea coffee?
- b. I like swimming ,..... my brother prefers running.
- c. I bought a new shirt , a hat a pair of trainers.

LESSON ONE




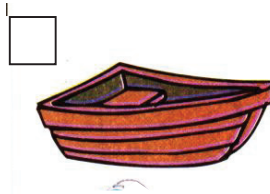

1. Before you read.

- What do you do everyday?
- What's your job?
- How do get to work?

2. . Read and Match .

Look at the pictures below .Which picture shows ...

- | | |
|------------|--------------|
| a. a car | d. a boat |
| b. a bus | f. a bicycle |
| c. a plane | e. a truck |



3. Read and find out .

- What is Sa'id's job ?
- How does he go to work ?

Sa'id Sahouri , 40 , is a **dentist** . "I like my job a lot because I love relieving people's **pain**. It is **tiring**, because I work long hours," he says.

Sa'id's day **starts** at seven o'clock in the morning and ends late in the afternoon. He **gets up**, has a shower, and then he **gets dressed**. After breakfast, he drives his car to work. His job **ends** at four o'clock in the afternoon.

In the evening, Sa'id usually watches TV. He doesn't go out very often **during** the week because he **goes to bed** early.

And what does he do in his free time? He loves going for long walks.

4. Read the text and find the opposites of :

- | | |
|-------------------|-------|
| 1. starts | |
| 2. morning | |
| 3. late | |
| 4. gets up | |

5. True (T) or False (F).

- 1. Said doesn't like his job.
- 2. He goes to work by bus.
- 3. He finishes work in the evening.

LESSON TWO

1. Look and compose.

Name	Job	Place	Start	Finish
Hisham	doctor	hospital	09:00 am	8:30 pm
Rahma	teacher	school	08:00 am	1:30 pm
Muhammad	reporter	newspaper office	10:00 am	6:30 pm

Hisham is a doctor. He works at a hospital. He starts work at nine in the morning. He finishes work at half past eight in the evening.

Rahma.....

Muhammed.....

2. Write the times.

- a) 6:00 am : Six o'clock in the morning
- b) 6:00 pm : Six o'clock in the evening
- c) 10:00 am:
- d) 9:30 am : Half past nine in the morning
- e) 11:30 pm:
- f) 7:00 pm :

Learn

THE MONTHS OF THE YEAR ARE

January	February	March
April	May	June
July	August	September
October	November	December

3. Complete.

- | | | |
|-----------------|----------|----------|
| 1. January | February | March |
| 2. Apr.... | May | |
| 3.Jul..... | August | Sep..... |
| 4. | | |

LESSON THREE

Learn.

We use **PRESENT SIMPLE** to talk about every day actions. (*Habitual Actions*)

He gets up at 7:00 o'clock everyday.

He doesn't always go out.

The question form. (What do Sub. Verb...?)

What does he do in his free time?

* After *he, she, it* the present verb takes " s "

* After *do, does, don't, doesn't* we remove the "s"

1. Look at Sa'id's daily routine and make sentences , as in the example:



Dr .Said



get up at 7:00

Dr . Said 's
daily routine.




have a shower at 7 :15



leave home at 8:00



leave work at 4:00



Watch TV at 8:00

2. In pairs, ask and answer questions , as in the example :

A: What time **does** Said **get up** ?

B: **He gets up** at seven o'clock .

3. Order.

1. watch \ everyday \ we \ TV .


We watch TV everyday.

2. meets \ after school \ friends \ she .

3. go \ on foot \ we \ to school

LESSON FOUR

1. Put the sentences in the correct order .



- a) Ali is at the bus stop
- b) Ali rides the bus
- c) Ali leaves his house
- d) Ali gets on the bus

2. Read this completed form then write about yourself .

MY PERSONAL DETAILS

Name: **Ali Hourani**

Age : less than 20 More than 20

Job : **Doctor**

I go to job(by) : Car bus on foot

I get up at**7:00**..... o'clock.

I like **playing basketball** .. in my free time .

I don't like **swimming**..... .

MY PERSONAL DETAILS

Name:.....

Age : less than 20 More than 20

Job :

I go to job(by) : Car bus on foot

I get up at o'clock.

I like in my free time .

I don't like


I go to bed at

Unit 16

Going to School

LESSON ONE

1. Listen and read.




Ali and Sami are friends .Ali walks **fast** so he always gets to school early.

How does Sami walk ? Does he walk fast ,too ?

No , he doesn't . He walks **slowly** so he reaches school late.

Who does Ali go to school with ?

He goes alone!



2. Complete the table with Ali or Sami .

ACTION	ADVERB	ALI OR SAMI
1. reach school	late	Sami
2. walk	fast
3. reach school	early
4. walk	slowly

3. Read again and answer .

- a. Why does Ali reach school early ?
- b. How does Sami walk ?
- c. Does Sami get to school late ?Why ?

LESSON TWO

1. Look at the picture and answer .



Ali

Sami

- a. Who are the boys in the picture ?
- b. Who's the one ahead ?
- c. Who's the one behind ?


2. Ask and answer questions about the following pictures:

Write /neatly

run / fast

walk/ slowly


play / well



teacher



tiger



turtle



musician

How does the(teacher) write ?

She writes neatly .

Learn.

* Adverbs are words that describe verbs .

Ali walks fast .

* Adverbs usually take – *ly* .

He walks slowly .

*When you ask about adverbs, use *how?*

How does Sami walk ?

*Most adverbs take - *ly* : *quickly* , *slowly* .

* Some adverbs don't take - *ly* : *fast* , *late* and *early* .

3. Match.

4. Ask and answer .

SUBJECT	VERB	ADVERBS
Rabbits	drive	slowly
Old people	run	carefully
Taxi drivers	walk	fast

How do taxi drivers drive ?

They drive carefully ?

LESSON THREE

I CAN FINISH A STORY.

1. Read and circle the correct adverb.

I got up (early, late) in the morning to train for my football match. My team trained (hardly , hard) to win the match. I got dressed (quickly , slowly) and I walked (slowly , quickly) to catch up the bus. I crossed the street (carelessly , carefully) to wait for the (bus) on the other side. The bus arrived (late , early). I got there 15 minutes late, but I played well .

2. Rewrite the story.

I got up early in the morning to train for my football match.


Unit 17

At the Market

LESSON ONE

1. Write the suitable number beside each item of the following:

tomatoes	garlic	pepper	apples	figs	beans	mushrooms
bananas	cucumbers		onions	pineapple		
olives	oranges	lemons	melons	potatoes	dates	grapes



2. Listen and read.

Jamila is at the market.



3. Ask and answer.

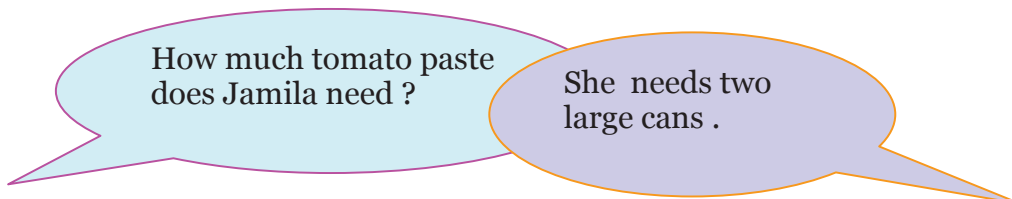
- How many tomatoes does Jamila buy ?
- Does she buy anything else ?What ?
- How much is the olive oil ?
- How much does she pay ?

LESSON TWO

1. Read Jamila's shopping list for tomorrow ,then match the items with their quantities.

ITEM	HOW MUCH/ MANY
Tomato paste	Six small ones
Milk	Two large cans
Lemons	A small jar
Jam	One cartoon

2. Ask and answer questions about the list above .



Learn.

Nouns are countable or uncountable .

Countable nouns , such as **tomatoes** .

We say **one tomato** and **two tomatoes**.

We ask with : **How many?**

e.g. :**How many(tomatoes) ...?**

Uncountable nouns , such as **olive oil** .

We ask with : **How much?**

e.g. :**How much olive oil ?**

Unit 18 We're Going on Holiday

LESSON ONE

1. Listen and read.

Jamila: We're going **on holiday** next week.

Huda: Really? Where are you going?

Jamila: We're **going to** China.

Huda: What are you going to do?

Jamila: First, we're going to visit the **Great Wall of China**. After that, I don't know. We might see a **giant panda**.

Huda: What's that?

Jamila: It's a big animal that lives **in China**. Look! I have a photo of one here.

Huda: It's beautiful. What's it called again?

Jamila: It's giant panda. There aren't many in the wild. They are rare.

Huda: Tigers are also rare.

Jamila: That's right. They might all die. We **must** help them.



2. Read and answer.

- a) When is Jamila going to go on holiday? b) Where is she going to go?
- c) What is Jamila going to do in China first? d) What might she see?
- f) What other animal is rare?

3. True (√) False (×).

- a. Jamila might see many lions ()
- b. Rare animals might all die. ()

LESSON TWO

Use of **Must & Mustn't**

You **mustn't** throw garbage in the street



You **must** brush your teeth everyday



1. complete with **must** or **mustn't**.

- a. You throw things on the floor.
- b. You be late for school.
- c. You listen to the teacher.
- d. You eat **a lot of** sweets.
- e. You help your mother.

3. Write three sentences about these signs using **must** or **mustn't**.

a. You mustn't turn



b. You

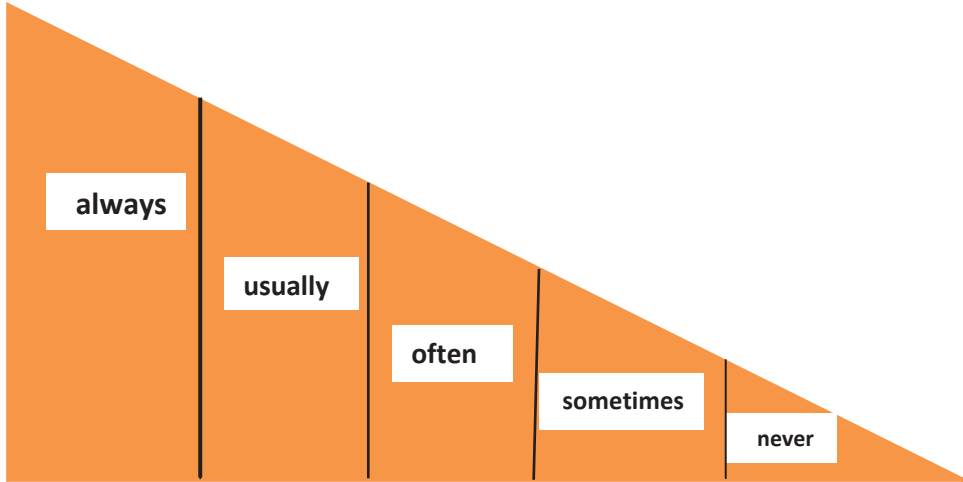


c.



LESSON THREE

1. Look.



2. Ask and answer.

<i>always</i>	<i>usually</i>	<i>often</i>	<i>sometimes</i>	<i>never</i>
---------------	----------------	--------------	------------------	--------------



Ahmad: What do you do after school?

Huda: I **usually** watch TV. With my little brother.

Huda: What do you do after school?

Ahmad: I **sometimes** go to sleep.

3. Daily Routines

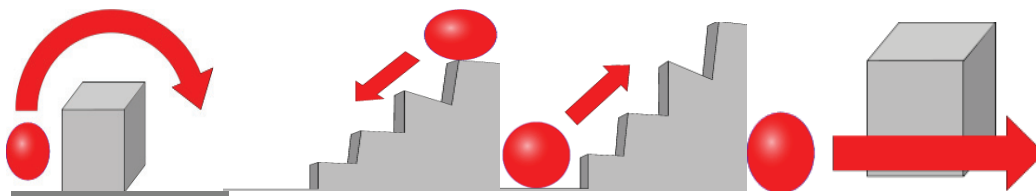
Names \ Days	Ali	Samia	Ahmad	Rana	Rami
Saturday					
Sunday		√√√√√√√√			
Monday					√√√√
Tuesday			√√√		
Wednesday	√√√√√				
Thursday					
Friday			√√√√√√√√		

1. Ali goes to school early on Wednesday.
2. Rami goes to school on foot on Mondays.
3. Ahmad..... watches TV on Tuesday evening.
4. Ahmad.....goes to the mosque on Firdays.
5. Samia gets up early on Sunday morning.
6. Rana goes to school on Saturday.

LESSON FOUR

Prepositions of movements

1. Look.

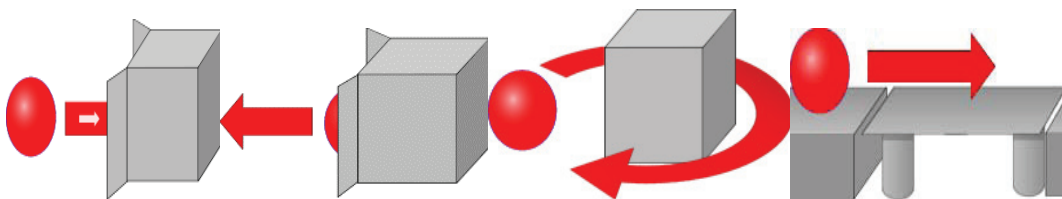


Over the box

down stairs

up stairs

past the box

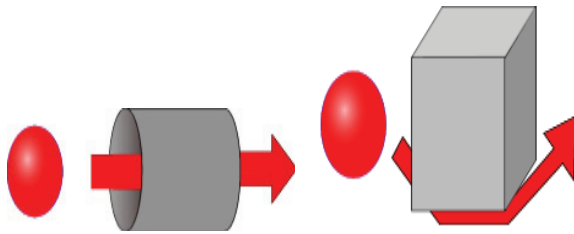


Into the box

out of the box

round the box

across the bridge




Through the tunnel

under the box

2. Look at the pictures and complete the sentences with the suitable preposition from the box below:

round / across / down / along / into / over / off




1. He swam the channel.



1. The man poured the sand The timer



3. The man ran..... the cliff.



4. The arrow is moving The ball.



5. They walked The bridge.



6. He walked the road.



7. He skied the mountain.

3. Look and write the SEASON.

Spring



4. Complete.

- a. We often put on T-shirts in
- b. Grass usually grows in
- c. Rain always falls in Palestine in.....
- d. Leaves of trees usually fall in.....


Unit 19 Mr. Blake in the Arab World

LESSON ONE

1. Listen and read.

Mr. Blake is English. He is from London. He is Derek and Jane's father. He travels to the Arab World a lot. He has visited Jordan, Iraq, Kuwait, Algiers, and Yemen. He likes Emirates very much. He has been to Abu Dhabi and Dubai. He has attended the opening ceremony of Khalifa Tower.

But he has never been to Egypt. He plans to travel there because he wants to see the pyramids



Pyramids - Egypt



Khalifa Tower - Dubai

2. Read and answer.

- What country is Mr. Blake from?
- What is his favorite country?
- What countries has he visited in the Arab world?
- What did he attend in Dubai?
- What does he want to see in Egypt?

3. True / False.

- a) Mr. Blake likes travelling. (.....) b) Mr. Green has visited Egypt. (.....)

LESSON TWO

1. Read and say.

Ali: Have you ever visited another country?

Huda: Yes. I've visited the USA.

Nabil: No. I've never visited another country.

2. Ask and answer. Use the table below.

A: Have you ever been to Jerusalem?

B: Yes, I have.

A: What did you visit?

B: I visited the Dome of the Rock.

City	What You Visited
Jerusalem	The Dome of the Rock
Bethlehem	Church of Nativity
Ramallah	Al-Kasbah Theater
Hebron	Al-Ibrahimi Mosque

3. Talk about your friend. Use the picture below.

Ali: Huda has been to Egypt. She has seen the pyramids.

Sami :

Jane:

Rami:



France/ Eiffel Tower



England/ Big Ben



Palestine/Dome of the Rock



Egypt/ Pyramids

LESSON THREE

1. Look.

Sami: How long have you been here?

Samia: For a week.

Ali: How long have you been in Amman?

Hani: Since Sunday.

2. Ask and answer.

A: How long have you worked in this bank? B: For five years.

1. A: How long (she / be) in this school? B: Since September.
2. A: How long (they /be) in Jerusalem ? B: For eight months.
3. A: How long (you / live) here? B: Since 2004.
4. A: How long (Sami /study) in this school? B: For a year.

3. Complete the sentences. Use *for* or *since* .

- a) I've been here ten minutes.
- b) We've been in holiday..... Monday.
- c) They have lived in Palestine six months.
- d) They have lived here November
- e) My parents have been married 1986.

4. Choose and complete.

have had have been have learned has played has lived

- a. Ali and Huda have been in China for a week.
- b. Ahmad _____ in Nablus for three years.
- c. I _____ a bike since last year.
- d. Rania _____ tennis since she was eight years old.
- e. I _____ English for five years.

5. Complete. Use the present perfect tense.

- a. My family *has been* busy. (be)
- b. My parents the kitchen. (paint)
- c. My sister not washed the clothes yet. (wash)
- d. My brothers..... just out . (go)
- e. My motheralready..... the food. (cook)

LESSON FOUR

1. Look.

Ali: Have you ever been to Hebron?

Huda: Yes, I have.

Ahmad: Have you ever seen the Church of the Nativity?

Nadia: No, I haven't

2. Ask and answer.

City Name	Jenin	Jerusalem	Gaza	Rafah
Rami	✓	x	x	✓
Omar	✓	✓	✓	x

A: Has Rami ever been to Jenin ?

B: Yes, he has.

A: Has Omar ever been to Rafah?

B: No, he hasn't.

3. Ask and answer . Use the table above.

Has Rami ever been to Gaza ?

No, he hasn't.

..... been to Jerusalem?

.....

.....to Rafah?

.....

.....?

.....

4. Ask and answer.

Ali: Where have you been ?

Amani: I've been to Ramallah, Nablus and Jenin.

Ali : What have you seen?

Amani: Al-Kasaba theater.


Ali: What have you bought?

Amani :

LESSON ONE

1. Before you read

1. Have you ever been to the Dead Sea?
2. What did you do there?

**2. Read the following dialogue**

Amy: Have you ever been to the Dead Sea?

Rania: Yes, I was there a years ago. It was wonderful!

Amy : Did you swim in it?

Rania : Yes, it was very funny. You can't sink in it.

Amy: I can't wait to go there to try it!

Rania: You're going tomorrow, aren't you?

Amy: Yes, that's right. How did you know?

Rania: Ben told me yesterday. He's fed up.

He said he can't go in the water.

Amy : No, he can't. He mustn't put the plaster on his leg in water.

Rania : The plaster's going to come off soon, isn't it?

Amy : Yes, next week.

3. Read and answer

- a. When did Rania visit the Dead sea?
- b. Why is it funny to swim in the Dead Sea?
- c. Has Amy been to the Dead Sea before?
- d. Why can't Ben go in the sea?

4. Tick (√) for True or (×) for the false ones.

- a) Rania enjoys the visit to the Dead Sea. (.....)
- b) People may sink in the Dead Sea. (.....)
- c) Ben told Rania that they are going to the Dead Sea. (.....)

5. Complete.

Ben can't go in water because.....

LESSON TWO

1. Look.

Rania: You are going to the Dead Sea tomorrow, aren't you?

Amy : Yes, that's right.

Rania : It's your birthday tomorrow, isn't it?

Amy : Yes, It is.

2. Match and say

You're not well, are you?

A	B
You're not well,	Is it?
They aren't here yet,	isn't it?
That's not your chair,	aren't you?
That's your mother,	are you?
She isn't your sister,	are they?
You are going to help me,	is she?

3. Complete and act out.

- a. Your brother can't drive,.....? No, he can't.
- b. We mustn't be late home,? No, we mustn't.
- c. We will see you tomorrow,.....? Yes, you will.

d. You have finished your work,.....? Yes, I have.

e. You can come to my party,? Yes, of course I can.

4. Add a tag-question to each of the following.

1. They will leave tomorrow, ?

2. Jack's on holiday, ?

3. She has never gone to Jordan, ?

4. I can't carry this heavy case, ?

5. The boys are very happy,?

5. Write a suitable statement for the following tag questions:

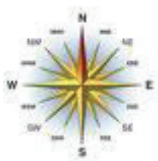
a. , hasn't he?

b. , Isn't there?

c. , can you?

LESSON THREE

1. Discuss. Work in groups.



Compass



light bulb



telephone



Engine



plane



telescope



Computer



wheel



radio

What was the most important invention? Why?

I think it was

2. Complete and say. Work in pairs.

A: I think that electricity was the most important invention.

B: I don't agree, I think

A: In my opinion,..... was the most important invention.

B: Yes, I agree.

Learn

Giving your opinion

That's right.....

No, I don't agree. I think.....

In my opinion,

I believe

What about..... ?

Agreeing and disagreeing

I agree

I think

perhaps, but.....

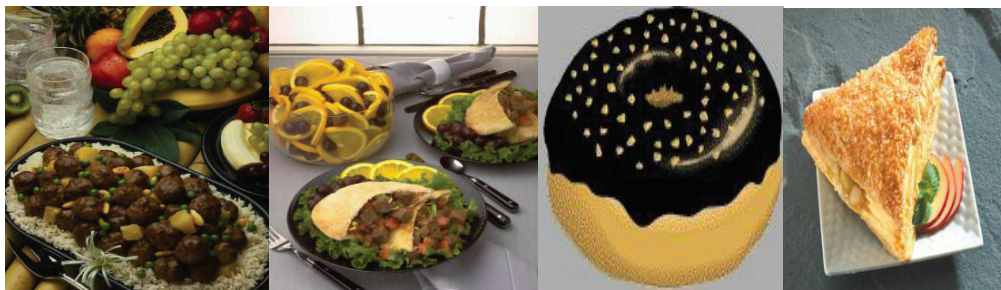
That's right.

LESSON ONE

1. Pre-reading Questions.

Which food do you like?

Which one is healthy? Why?

**2. Listen and read.**

Omar: Sports Day is in two weeks. Are you going to run, Ben?

Ben: I don't know yet. My ankle is still weak.

Rania: What's wrong? They took off the plaster a long time ago.

Ben: Yes, but it takes time to get strong.

Rania: You must eat lots of healthy food.

Omar: Yes, you should eat lots of fruit and vegetables.

Ben: I prefer burger and fries.

Rania: you shouldn't eat that all the time. It's not good for you.

Ben: but why can't I eat what I want?

Omar: You can eat some burger and fries because it has meat, bread and potatoes. But you should also eat fruit and vegetables. You must eat all types of foods.

Rania: Yes, you must have a balanced diet.

3. True or False.

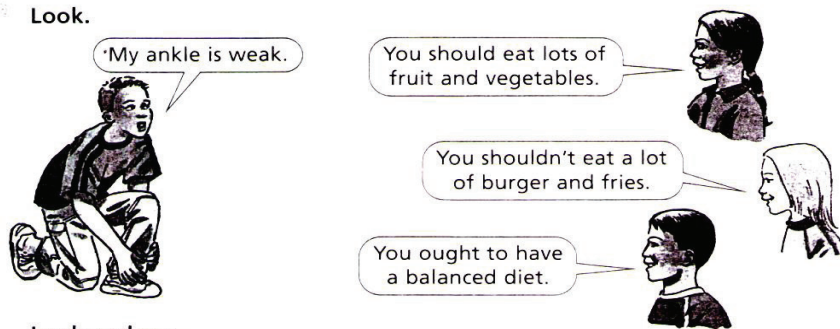
- a. It is healthy to eat a lot of burger and fries. (.....)
- b. Ben must eat all types of food. (.....)

4. Read and answer.

- a. What is going to happen in two weeks? b. Is Ben going to run?
- c. What will help Ben get strong? d. What food does Ben like?


LESSON TWO

1 Look.



2 Look and say.

Give advice to help Bill. Use *should*, *shouldn't*, *ought to* or *oughtn't to*.



3 Make sentences. Work in pairs.

Student A: Read the first half of the sentence.

Student B: Complete the sentence.

Student A
When you are ill,
When it is cold,
When you are tired,
When a teacher is talking,
When you are thirsty,
On school days,

Student B	
you should	drink.
you shouldn't	talk.
you ought to	wear warm clothes.
you oughtn't to	get up late.
	see a doctor.
	go to bed early.

1- Write replies. Add should / should not (shouldn't)




a You shouldn't try to do any more work.
 _____ go to bed.

b _____ drink that!
 _____ always read what
 the bottle says!



c _____ eat so much.
 _____ try to eat less.



d _____ make so much noise!
 _____ play very quietly!

2. Write should or shouldn't

- a. You go to bed early.
- b. You come to school late.
- c. You do some exercises every day.
- d. You eat a balanced diet.
- e. You eat much sweet.